




Island Hopper®

OWNER'S MANUAL

***Island Hopper® Patio Dock™
and Island Buddy™***



Additional updates may be available at: www.watertrampolines.com/safety_info.asp

Contents

- 3** Usage and Safety Guidelines
- 4** Owner and User Caution/Warnings
- 7** Warranty
- 8** Inflation and Set Up
- 9** Connecting your Island Hopper® Platforms Together
- 10** Weight Limits, Maximum number of users
- 10** Care, Cleaning and Storage
- 11** Additional Accessories
- 12** Repairs and Patching
- 13** Warranty Registration
- 14** Notice! Release of Liability, Claim Waiver, and Assumption of Risk Agreement

Read the entire manual prior to inflating and assembling your *Island Hopper*® water product. It's the owners' responsibility to instruct all users how to safely use this product. By inflating these products you hereby agree to the Release of Liability, Claim Waiver, and Assumption of Risk Agreement in this manual. Please read this manual and keep for future reference.



USING YOUR ISLAND HOPPER® PATIO DOCK™ AND ISLAND BUDDY™

Your *Island Hopper® Patio Dock™* and *Island Buddy™* are to be used for non-commercial water recreation with proper adult supervision. This is not intended as a flotation device. It is recommended that all users wear a US Coast Guard personal flotation device (PFD) life vest before entering the water. Users of this product assume all risk of injury.

The safe location for use of your *Island Hopper® Patio Dock™* and *Island Buddy™* is in sufficiently deep water, away from boat traffic and clear of obstructions, such as piers, docks, rocks, sandbars, etc. After you find the ideal location to place your *Island Hopper® Patio Dock™* and *Island Buddy™*, attach the leash directly to an anchor or mooring to keep it from drifting away. If you plan to leave it in the water for an extended period of time during the day, you should attach a buoy or marking flag. It is not intended for use on land or in swimming pools.

IMPORTANT SAFETY GUIDELINES

- Your *Island Hopper® product* is NOT designed to be pulled or towed behind a boat or personal watercraft. DO NOT tow with riders aboard.
- Common sense should dictate the number of persons allowed on the *Island Hopper® product* at one time. See weight limits on page 10.
- Never allow a child to use the *Island Hopper® product* without supervision.
- Do not swim or play under the *Island Hopper® product* and do not dive from the platform.
- Do not jump from other objects onto the *Island Hopper® product*.
- Never use the *Island Hopper® product* if you are under the influence of alcohol or drugs. Do not attempt to swim from the *product* to another object or the shore if you are fatigued.
- Never use the *Island Hopper® product* during storms where lightning is present, before sunrise, or after dark.
- Inspect the *Island Hopper® product*, tethers, cords and anchors for wear or defects before every use.
- If the product is anchored, precautions should be taken to eliminate activities that could cause entanglement in the tether leash or anchor rope.

CAUTION



CAUTION

Watersports can be safe and fun. Be sure to read OWNERS MANUAL before use. This manual is intended to alert you to some of the potentially dangerous conditions that can arise in all watersports activities.

IT IS THE OWNERS RESPONSIBILITY TO READ THE OWNERS MANUAL AND INSTRUCT ALL USERS AS TO THE SAFE USE OF THESE PRODUCTS. BY INFLATING THE PRODUCT YOU HEREBY AGREE TO THE RELEASE OF LIABILITY, CLAIM WAIVER AND ASSUMPTION OF RISK AGREEMENT AS OUTLINED IN THE OWNER'S MANUAL.

TO REDUCE THE RISK OF INJURY OR DEATH, FOLLOW THE FOLLOWING GUIDELINES:

- Read Owner's Manual and follow the instructions.
- Instruct anyone using the product about safe guidelines before use.
- USE COMMON SENSE — DON'T ALLOW HORSEPLAY
- Check the equipment before each use. Check frame strap connections to be sure they are tight and safely secured.

THE WARNINGS SET FORTH ABOVE REPRESENT SOME COMMON RISKS ENCOUNTERED BY USERS AND DOES NOT PURPORT TO COVER ALL INSTANCES OF RISK OR DANGERS.

Please contact the dealer or manufacturer of this product if you have any questions about proper and safe use of this product.

AQUA SPORTS TECHNOLOGY
AUBURN, CA 95602 | (530) 268-7310

While every attempt is made to produce the highest degree of protection in all *Island Hopper*® water sports equipment, we cannot guarantee freedom from injury. The user assumes all risk of injury due to use. All product is sold on this condition, which no representative of the company can waiver or change.

Misuse and/or abuse of the product can cause serious injuries including but not limited to: broken bones, cuts, nerve damage, spinal cord and brain injury, or death. A trampoline or bouncer is a "rebound" device which propels the user to unaccustomed heights and into a variety of body movements. All users must read and understand the manufacturer's safety warnings and assembly instructions as well as care and -->

WARNINGS



WARNINGS

STOP! It is the owner's responsibility to read owner's manual prior to inflation and instruct all users in the safe operation of these products. By inflating these products, you agree to the Terms and Conditions, Disclaimer and Warning in the product manual and agree to release of liability, and assume all risk of injury involved with the use of this product. Keep product manual for future reference. As with all action sports, recklessness, inexperience, misuse, or neglect of the equipment may result in serious injury or death.

USE OF THIS PRODUCT AND PARTICIPATION IN WATER SPORTS INVOLVES INHERENT RISKS OF INJURY OR DEATH.

- Children should always be under the supervision of an adult at all times. This product is not intended or use by children under the age of 5 years.
- Always wear a properly fitted life jacket (PFD) approved by your country's agency, USCG type 111, ISO, or other.
- Use caution and common sense. Do not allow horseplay.
- Do Not Use while the boat is moving! Patio Dock, Yacht Dock and Island Buddy are for stationary use only. Do not tow with riders aboard.
- Pontoon boat must be properly anchored before assembling, attaching, or lowering from relocation. Anchor boat away from boat traffic in an area to avoid collisions and where swimming is safe.
- When used as a swim step or platform, anchor securely before use.
- Do not exceed the manufacturer's recommended number of users or admissible weight load.
- This product is not a personal flotation device. This is not a lifesaving device.
- Do not place body parts through handles or tie loops.
- Use only in 8 feet of water or deeper.
- Do not dive head first from this product. Always enter the water feet first.
- Always check that the swimming area around the platform is free of obstructions including submerged logs, sandbars and rocks. Ask about local conditions before use.
- Do not swim underneath the product.
- Do not use while under the influence of drugs or alcohol.
- Never use the product in rough water conditions or during storms especially when lightning is present.
- Avoid use when tired or fatigued.
- Secure the product from unauthorized or unsupervised use. Pull to shore when not supervised by owner.

operations of the equipment. The contents in this manual are provided to promote the safe and enjoyable use of all Island Hopper water sports equipment.

Neoprene Distributors International Inc. DBA: Aqua Sports Technology shall not be liable for loss of revenue or profit, failure to realize savings or other benefits, or for any other special, incidental or consequential damages caused by the use, misuse or inability to use the product(s) regardless of the legal theory on which the claim is based, even upon notification to Neoprene Distributors International Inc. DBA: Aqua Sports Technology of the possibility of such damages. Nor shall recovery of any kind against Aqua Sports Technology be greater in amount than the purchase price of the product(s) sold causing the alleged damage.

USER ASSUMES ALL RISK AND LIABILITY FOR LOSS, DAMAGE, OR INJURY TO YOU AND YOUR PROPERTY AND TO OTHERS AND THEIR PROPERTY, ARISING OUT OF USE, MISUSE, OR INABILITY TO USE ANY Island Hopper® WATER SPORTS PRODUCTS NOT CAUSED DIRECTLY BY THE NEGLIGENCE OF AQUA SPORTS TECHNOLOGY. THIS WARRANTY SHALL NOT EXTEND TO ANYONE OTHER THAN THE ORIGINAL PURCHASER OF ANY PRODUCT, OR THE PERSON FOR WHOM IT WAS PURCHASED AS A GIFT.



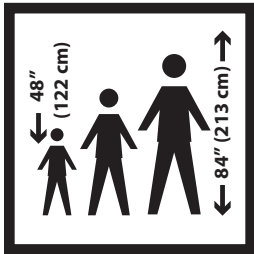
Max. users:
5/8




Device
requires
balancing



Do not
use when
there are
offshore
currents



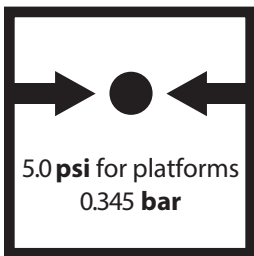
Size range




Ensure safe
distance



Do not
use when
there are
offshore
winds



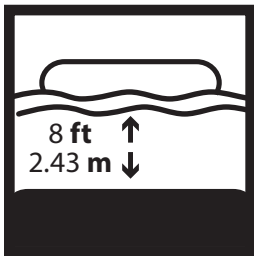
Working
pressure:
5.0 psi
(0.345 bar)
for platforms



No protection
against
drowning



DO NOT
launch people
from the
product




Minimum
water depth
8 ft
(2.43 m)



Swimmers
only




Only for
children
above
6 years old




Device
provides
floating
stability



Read
owner's
manual



No diving



Do not swim
under the
product



Always wear a
life jacket



Always
supervise
children



Do not jump
if water is
not clear

Workmanship Limited Warranty

Your *Island Hopper® Patio Dock™* and *Island Buddy™* come with a **five (5) year warranty “No Seam Blow Out”** as set forth below and is given by Aqua Sports Technology. Warranty is only offered for purchases and use in the United States. Island Hopper® products, when delivered to you in a new condition in original container, are warranted against defects in material or workmanship for 5 years from date of purchase so long as the product remains the possession of the original owner.

Defective product(s) returned to Aqua Sports Technology and proven to be defective upon inspection, will be repaired or exchanged for a new product where applicable. The warranty period for any replacement product shall be consistent with the terms set forth of the original.

When returning any product under the warranty, you must first contact Aqua Sports Technology to obtain return authorization. The product must be packaged securely with a copy of the invoice or bill of sale, together with a complete description of the defect. Shipping charges, if any, will be prepaid by the customer. Products covered by this 5 year warranty will be returned to you without charge by Aqua Sports Technology. This 5 year warranty covers only manufacturing defects and **does not apply in the following cases:**

- **Loss or damage to the product due to abuse; mishandling; alteration; accident; failure to follow maintenance or storage instructions; or any acts of God, including storm or animal damage.**
- **Loss or damage to the product from towing or incorrect tethering.**
- **Surface snags, scuffs & tears from sharp objects, including metal objects, nails, claws, swim suit ornamentation, jewelry, other water toys, etc.**
- **Wear and tear from normal use and weathering, including weathering from UV light.**

This 5 year warranty shall not extend to anyone other than the original purchaser of the product.

No implied warranty, INCLUDING THE IMPLIED WARRANTY OF MERCHANTABILITY, or fitness for a particular purpose, applies to the product after the applicable period of express warranty stated above. No other express warranty, except as mentioned above, given by any person, firm, dealer or corporation with respect to your *Island Hopper® product* shall bind Aqua Sports Technology.

Aqua Sports Technology will not be liable for loss of revenue or profit, failure to realize savings or other benefits, or for any other special, incidental or consequential damages caused by the use, misuse or inability to use the product regardless of the legal theory on which the claim is based, and even if Aqua Sports Technology has been advised of the possibility of such damages. Nor shall recovery of any kind against Aqua Sports Technology, be greater in amount than the purchase price of the product sold by Aqua Sports Technology. Without limiting the foregoing, you and any user of your product, assumes any and all risks and liability for loss, damage or injury to you, your property, and to others and their property arising out of the use, misuse, or inability to use any product sold by Aqua Sports Technology, not caused directly by the negligence of Aqua Sports Technology.

This 5 year warranty gives you specific legal rights, and you may have other rights which vary by state. Should you have any questions, please call us at (530) 268-7300 or at www.islandhopperproducts.com.

INFLATION AND SET UP

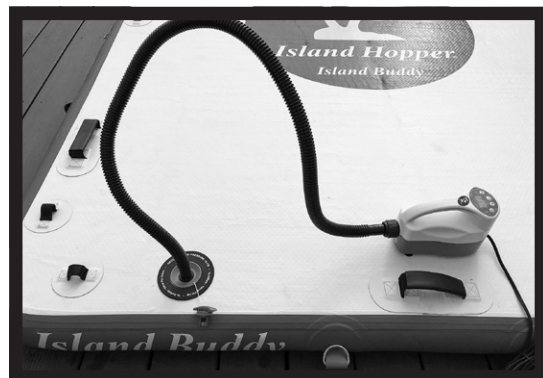
1. Lay out the Patio Dock,^M or Island BuddyTM on a flat surface. Check the area to make sure there are no sharp objects that could damage or cause a puncture. **(see photo ->)**

2. Every Island Hopper[®] platform includes a hand pump with a PSI gauge. The Island Hopper[®] Patio DockTM also includes a 12 volt auto electric inflator in addition to the hand pump. To inflate simply insert the end of the hose into the closed valve **(see photo ->)** and twist 1/4 turn to lock into place *(you may need to hold this in place at first to make sure it has an air tight fit)*. Pressure gauge on hand pump will not register until pressure reaches 5.0 PSI. Continue pumping until pressure gauge shows a minimum of 5 to 8 PSI with a maximum of 15 PSI.

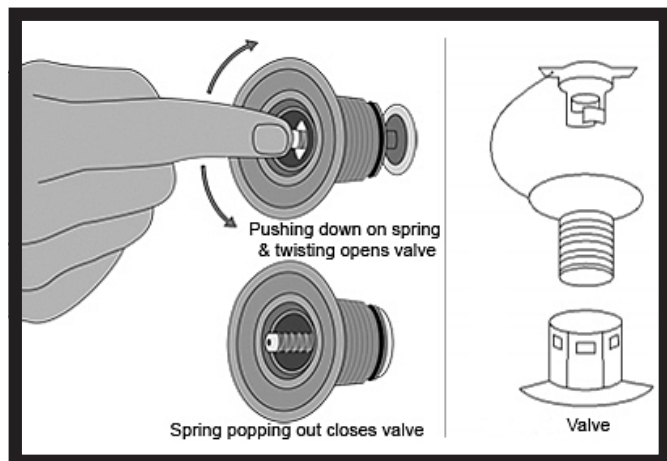
3. You can inflate using a standard 110 volt inflator (like the METRO) by opening the valve and filling the product with air then closing the valve once full. Then, attach and use the hand pump to top off until you come to the suggested 5 to 8 PSI. **(see photo ->)**

NOTE: THE HOSE CONNECTION WILL AUTOMATICALLY OPEN THE VALVE WHEN PROPERLY INSERTED AND IT WILL CLOSE THE VALVE WHEN REMOVED. YOU DO NOT NEED TO MANUALLY OPEN (PRESS DOWN SPRING) TO USE THE HAND PUMP OR ELECTRIC INFLATOR.

4. To deflate, open valve by pressing down the spring in the middle of the valve and turn counter clockwise so it stays down. Air will continue to flow out as you roll up the product to be strapped and stored. You can also achieve a rapid deflation by putting your power inflator on reverse and sucking the air back out until the product is flat.



Watch our video tutorials on our website for helpful videos on inflation:
watertrampolines.com/valveuse/
watertrampolines.com/product-informational-videos/



CONNECTING YOUR ISLAND HOPPER® PLATFORMS TOGETHER



Each platform is designed to be used as a stand-alone or they can be connected together to make a larger platform or walkway. Simply butt the platforms together and tie or clip them together using the d-rings and tie loops found on the ends or sides of each product. We suggest using a carabiner to connect the d-rings or simply tie them together with a strong piece of rope or cord. Pull platforms tightly together to minimize the space between platforms. **WARNING:** care needs to be taken to avoid the spaces between the connected platforms when moving/walking on the platforms.



WARNING: DROWNING HAZARD

NEVER SWIM UNDER THE ISLAND HOPPER® PLATFORM. THIS PLATFORM IS A LARGE OBJECT WITH NO PLACE TO COME UP FOR AIR. STAY OUT FROM UNDER PLATFORM.



WARNING: DO NOT TOW WITH RIDERS.

NOT DESIGNED TO BE RIDDEN LIKE A TUBE.

PRODUCT DETAILS

MODELS	LENGTH	WIDTH	HEIGHT	CHAMBERS	MAX LOAD	MAX PERSONS
ISLAND BUDDY™	8'	6'	4"	1	1,000 lb (453 kg)	5
ISLAND BUDDY™	12'	6'	4"	1	1,500 lb (680 kg)	8
PATIO DOCK™	15'	6'	6"	1	2,000 lb (907 kg)	10

CARE, CLEANING AND STORAGE

Check for punctures or stitching deterioration of the jump surface to insure safe usage of your Island Hopper® product — repair or replace immediately.

To **clean** the PVC inflatable deck simply use soap and water with a scrub sponge to remove water line film and dirt. For more tenacious water line grime, use products like “goo gone” in small applications and quickly rinse with water. Power wash with low intensity nozzle. Wipe dry before storing to avoid mildew.

- To **store**, pull Island Hopper® product out of the water and clean deck while inflated. Deflate deck using power inflator on reverse to suck out all the air. Be sure deck is completely dry.
- Fold dock in half with EVA foam facing in. Roll up like a sleeping bag towards the side with the valve. This will push and letting air out as you roll.
- Wrap deck with rope for easy carrying to storage area. Store deck in DRY place. Do not store directly on concrete. You can purchase plastic storage bags, or containers with lids at your local hardware store.
- Mice & rodents are attracted to PVC vinyl materials. Store in a pest free area.



IMPORTANT NOTE

DO NOT LEAVE PRODUCT UP YEAR-ROUND REMOVE FROM THE WATER AND STORE DURING WINTER OR LONG PERIODS OF NON-USE

ISLAND HOPPER® 15 PSI AUTO SET POWER PUMP



Using your smart phone's camera, TAP open the browser link that appears. This will take you to the Island Hopper® inflators webpage.

Island Hopper® offers our 15 PSI Auto Set Power Pump “auto shut off” power inflator. This product has a plug in for your boat’s power source or can be directly clipped to a car or boat battery. It has an extended 15’ cord to accommodate boat side or in-boat inflation.

OPTIONAL PILLOW ATTACHMENT



Both available at special prices!
online at www.islandhopperproducts.com
For more information call (800) 893-9677

Repairs and Patching

A repair kit is included. See our step by step repair guide below.

CALL TO ORDER - (800) 893-9677

Before you begin, make sure you are working in a well-ventilated area, climate controlled to at least 70 degrees. It is advised that you wear protective gloves when working with chemicals.

Easy 5 step patch repair

- 1. FIND THE HOLE** — Inflate the tube until firm and clean with damp towel. While the tube is DRY, go over it with your hands and feel for the puncture. Often the small holes look like a scratch so check these areas first. If you find an area that you suspect is a hole, wet the area and feel for the air. Sometime you will HEAR the whistle of a small hole before you feel it. BE PATIENT. START ON THE OUTSIDE TOP AND WORK DOWN ON EACH PANEL.
- 1A. Find Quick-Fix-Patches** that were included with the product. Once you find the hole, deflate, and use these patches to repair small holes. For larger holes and more permanent repairs see below.
- 2. CIRCLE THE HOLE WITH A PEN AND THEN DEFLATE** — This will help you locate the area to patch once the tube is deflated.
- 3. CLEAN THE AREA** — Make sure the area around the hole is cleaned and dry. Then cut a patch that will fit over the hole allowing a few inches larger for gluing surface.
- 4. APPLY PVC GLUE AND PATCH** — You can find this adhesive at any West Marine or Hardware store under “inflatable PVC adhesive.” Place patch over hole and allow to dry for 15 minutes.
- 5. OUTLINE THE PATCH WITH AQUA SEAL** (sold separately) let stand for 24 hours. Aqua Seal dries very slowly, but the repair will be PERMANENT once it is sealed. Patches without Aqua Seal will work, but will not be permanent and eventually can come off. You can also PVC adhesive found at your local marine store. We suggest Clifton Urethane adhesive. You can find the glue at www.NRSWEB.com/item #1901.

Large repairs of PVC, seams, bulkheads: Contact your boat dealer or manufacturer if possible. Alternative is to send your tube to a professional inflatable boat repair company for repairs. You can look online for your nearest boat repair company through Google’s search engine; enter “inflatable boat repair.” Most dealers of inflatable dinghy boats or white water rafts will have the ability to repair the tube.



Using your smart phone’s camera, TAP open the browser link that appears. This will take you to the Island Hopper inflation and repairs webpage.

TRANSPORTING YOUR ISLAND HOPPER® PATIO DOCK™ AND ISLAND BUDDY™



The Patio Dock™ and Island Buddy™ platform can be lifted out of the water and tied/mounted with ropes/straps to the side of your pontoon boat for easy transport. Make sure the platform is completely out of the water before transporting. Every boat is different. Consult local authorities/coast guard for rules and restrictions regarding transporting your platform.

Warranty Registration



WARRANTY REGISTRATION

Within 30 days of purchase date, you must log onto

<https://watertrampolines.com/warranty/>

and complete the warranty registration form. If this is not completed within the 30 days of the purchase date, the warranty will be voided.



NOTICE! RELEASE OF LIABILITY, CLAIM WAIVER, AND ASSUMPTION OF RISK AGREEMENT

By opening and assembling Island Hopper® Patio Dock™ and Island Buddy,™ you are agreeing (1) to be bound to the terms set forth below and (2) to require anyone using this product to be bound by such terms. If you are unwilling to be bound by these terms, return this product (before use) for a full refund.

ASSUMPTION OF RISK: Use of this product and any of its components involves certain inherent risks, dangers, and hazards which can result in serious personal injury and death. In using the product, you freely agree to assume and accept any and all known and unknown risks of injury while using this equipment. The risks inherent in the sport can be greatly reduced by abiding by the warning guidelines listed in this owner's manual and by using common sense.

RELEASE AND WAIVER OF CLAIMS AGREEMENT: In consideration of the sale of the product to you, you hereby agree to the fullest extent permitted by law as follows:

TO WAIVE ANY AND ALL CLAIMS: that you have or may in the future have against Neoprene Distributors International: DBA Aqua Sports Technology, its distributors and dealers, resulting from use of this product and any of its components.

TO RELEASE: Neoprene Distributors International: DBA Aqua Sports Technology from any and all liability for any loss, damage, injury, or expense that you or any users of this product may suffer, or that your next of kin may suffer, as a result of the use of this product, due to any cause whatsoever, including negligence or breach of contract on the part of Neoprene Distributors International: DBA Aqua Sports Technology in the design or manufacture of this product and any of its components.

ARBITRATION: In further consideration of the sale of this product to you and any of its components, you hereby agree to submit to binding arbitration any and all claims which you believe you may have against Neoprene Distributors International: DBA Aqua Sports Technology arising from the use of any Neoprene Distributors International: DBA Aqua Sports Technology equipment or products. The arbitration shall be pursuant to the rules of the American Arbitration Association. Arbitration shall be commenced within (1) year from the date on which any alleged claim first arose. Further, the arbitration shall be held in Auburn, CA unless otherwise mutually agreed to by all parties. The submission to the American Arbitration Association shall be unlimited and the arbitration award may be enforced by any Court of competent jurisdiction.

BINDING EFFECT OF AGREEMENT: In the event of your death or incapacity, this agreement shall be effective and binding upon your heirs, next of kin, executors, administrators, assigns, and representatives.

ENTIRE AGREEMENT: In entering into this agreement, you are not relying upon any oral or written representations other than what is set forth in this agreement and the Neoprene Distributors International: DBA Aqua Sports Technology owner's manual.



Aqua Sports Technology
11859 Lakeshore North | Auburn, California 95602
Warranty Information call: (530) 268-7300
askus@watertrampolines.com | www.watertrampolines.com

Additional updates may be available at: www.watertrampolines.com/safety_info.asp